


V3000TLP-A

Voltage Controlled Crystal Oscillator



FEATURES:

LVPECL

Ceramic Package

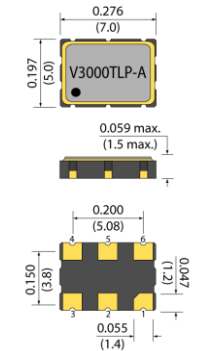
Low Jitter

7.0 x 5.0 x 1.5 mm

Parameter	Unit	Min.	Max.
Frequency Range	MHz	120	800
Frequency Stability	ppm	See Table	
Storage Temperature Range	°C	-55	+125
Voltage	V	3.3 ±5%	
Current Consumption	mA	-	100
Output Waveform		LVPECL	
Output Load	pF	-	15
Output Voltage Logic High (VOH)	V	2.275	-
Output Voltage Logic Low (VOL)	V	-	1.68
Transition Time (Rise and Fall)	nSec	-	1.0
Linearity		±10, ±15, ±20%	
Duty Cycle		45/55% standard	
Tristate			
	Enable	V	0.7
	Disable	V	-
			0.3
Frequency Deviation	ppm	±50	-
Control Voltage		1.65±1.5V	
Start-up Time	mSec	-	3
Modulation Bandwidth	kHz	40	-
Input Impedance	KOhms	130	-
RMS Jitter (12 kHz to 20 MHz)	pSec	-	0.1
RMS Jitter (50 kHz to 80 MHz)	pSec	-	0.15
Phase Noise			
	@ 100 Hz	dBc/Hz	-
	@ 1 kHz	dBc/Hz	-
	@ 10 kHz	dBc/Hz	-
			-120

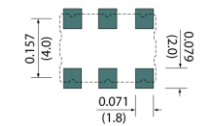
Frequency Stability is inclusive of Operating Temperature Range, Supply Voltage, Aging, Current and Load.

V3000TLP-A Package



PAD	Function	PAD	Function
1	Vcontrol	4	Output
2	Tri-state	5	Comp. Output
3	GND	6	V _{DD}

Measurements: Inches (mm)
All Tolerances: ±0.008 (±0.2)



Recommended Solder Pattern

Frequency Stability

Temperature	Stability (ppm)
-10 to 60°C	±25, ±30, ±50
-20 to 70°C	±25, ±30, ±50
-40 to 85°C	±50



Environmental

Terminal Material	W
Terminal Plating	Ni-Au
REACH Compliant	Yes
RoHS Compliant	Yes
RoHS Exemptions	No
Re-flow Temp. Max.	260°C
MSL	1

Example Part Number: V3000TLP-A-18-A-27-24M576

V3000TLP-A	-	<input type="text"/>	-	<input type="text"/>	-	<input type="text"/>	-	<input type="text"/>
		1		2		3		4
		Voltage		Stability		Temp. Range		Frequency
		33= 3.3 V		A= ±50		16= -10 to 60°C		Frequency in MHz
				B= ±30		27= -20 to 70°C		i.e. 24M576
				C= ±25		48= -40 to 85°C		use M for decimal point