


RF Saw Filters



TSF 2520 (2.5 x 2.0 x 1.0 mm)



Part Number	Center Frequency	Pass Band	Insertion Loss
	(MHz)	(MHz)	(dB Max)
TSF1376A	403.5	1.6	2.8
TSF0183A	836.5	25.0	2.8
TSF0680A	867.5	15	3.5
TSF1066A	873	6	2.2
TSF0321A	881.5	25	3.0
TSF0184A	881.5	25.0	2.8
TSF0329A	907.5	35	4.0
TSF1067A	918	6	2.2
TSF0434A	940.5	39	4.3
TSF0231A	942.5	35.0	4.0
TSF0218A	942.5	35.0	4.0
TSF0179A	942.5	35.0	4.0
TSF0425A	1542.5	35	4.0
TSF0285A	1575.42	2.4	2.2
TSF0295A	1575.42	2.0	3.5
TSF0531A	1575.42	10	3
TSF0426A	1642.5	35	3.5
TSF0656A	1747.5	75	4.4
TSF0206A	1842	75	4.0
TSF0219A	1842.5	75.0	4.0
TSF1069A	1910	20	3.7
TSF0382A	1950	60	4
TSF0401A	1950	60	3.4
TSF0207A	1960	60	3.3
TSF0246A	1960	60	4.0
TSF0384A	2140	60	4.1
TSF0402A	2140	60	3.5


See Next Page for Package Drawing



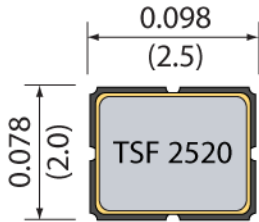
RF Saw Filters



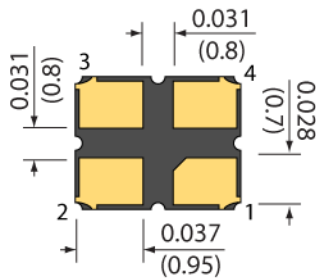
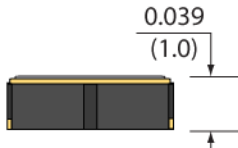
TSF 2520
(2.5 x 2.0 x 1.0 mm)



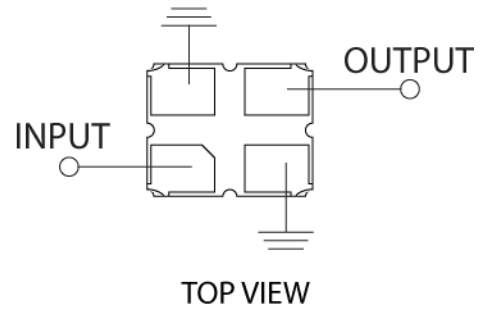
TSF 2520 Package



Measurements: Inches (mm)
All tolerances: ± 0.008 (± 0.2)



Pad	Function
1	Input
3	Output
2,4	Ground



Items listed are common filters. Custom filters are available.
Please contact Tellurian for more information.

[Click To Quote](#)